


DURALATTICE™

LATTICE SHEET



Build it better with **BGC**

BGC

Fibre Cement

AUSTRALIAN OWNED & MANUFACTURED BGCINNOVADESIGN.COM.AU

PRODUCT DESCRIPTION

Duralattice™ is a cellulose fibre reinforced, cement sheet. It combines the charm and appeal of traditional lattice with the practicality and inherent durability of fibre cement.

Manufactured as a single unit without joints, Duralattice™ is very easy to handle and install.

APPLICATIONS

Duralattice™ is both decorative and functional. It can be used in and around the house and garden. Some uses include:

- // Gazebos.
- // Pergolas.
- // Privacy screens.
- // Verandah enclosures.
- // Fencing.
- // Gable infills.
- // Trellis work.
- // Poolside and other shade providing structures.
- // Feature panels and many other fashionable and practical applications.

Let your imagination stretch the uses of Duralattice™. If Duralattice™ is to be used as a balustrade, it must be designed by a structural engineer to comply with all the relevant codes and regulations.

Please note: Duralattice™ is not a structural supporting product and it is advised not to hang plants, art etc from Duralattice™.

ADVANTAGES

- // Manufactured as a single flat sheet, it's easy to cut, fix and paint.
- // Duralattice™ is immune to permanent water damage, is unacceptable to termites and will not rot or warp.
- // No metal fittings to deteriorate, stain or pull apart.
- // Simple to install and decorate.
- // Duralattice™ is non combustible.

SIZE AND WEIGHT

THICKNESS (mm)	WEIGHT kg/m ²	WIDTH (mm)	LENGTH (mm)	
			1800	2400
7.5	7	900	✓	✓
		1200	✓	✓

Sizes are available in both Diamond and Square patterns.

HANDLING AND STORAGE

Duralattice™ must be stacked flat, up off the ground and supported on equally spaced (max 300mm) level gluts. Care should be taken to avoid damage to edges, ends and surfaces. Carry sheets on edge. Fix when dry.

SHEET TOLERANCES

- // Width +0/-1mm
- // Length +0/-2mm
- // Thickness +10%/-0%
- // Diagonals Difference (Max) 2mm
- // Edge Straightness (Max) 1mm

PATTERNS

Duralattice™ is available in the two most popular and sought after patterns - square and diamond. These styles have graced and shaded Australian homes for decades.



In the square design, both the horizontal and vertical slats are approximately 50mm wide. The space between slats is approximately 46mm square.



With the diamond pattern, both diagonal slats are approximately 40mm wide. The space between the slats is approximately 43mm square.

On average both designs effectively block approx half of the sun's rays.

SHEET CUTTING

The most suitable cutting methods are:

// DURABLADE

180mm diameter. This unique cutting blade is ideal for cutting fibre cement. It can be fitted to a 185mm circular saw, ie. Makita or similar. Please ensure safe working practices when using.



// SCORE AND SNAP

Score the sheet face 4 or 5 times with a 'score and snap' knife. Support the scored edge and snap the sheet upward for a clean break.

// HAND SAWING

Duralattice™ should be supported close to the cut. A fine toothed saw and a quick jabbing action gives best results. Mark cut lines on face sheet.

// HAND GUILLOTINE

Cut on the off-cut side of the line to allow for the blade thickness.

FIRE RESISTANCE

Duralattice™ has been tested by the CSIRO – Building Construction and Engineering Division, in accordance to Australian Standard AS1530.3 – 1989. The following Early Fire Hazard Indices were found:

- // Ignition Index 0
- // Spread of Flame Index 0
- // Heat Evolved Index 0
- // Smoke Developed Index 0-1

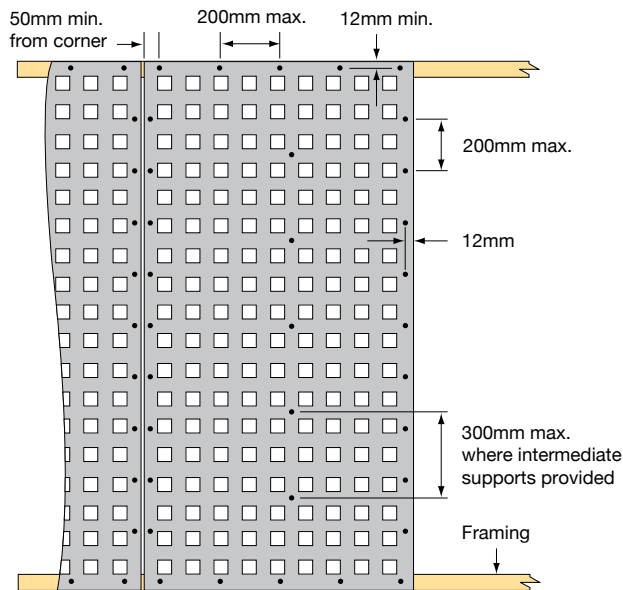
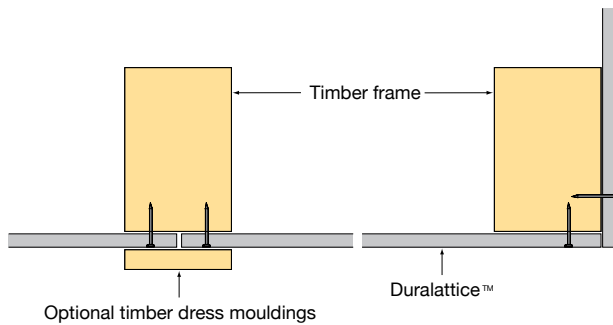
CONSTRUCTING A SCREEN

Duralattice™ can be fixed to any hardwood or treated pine frame. Construct framing to ensure Duralattice™ sheets are supported along all edges.

Intermediate support may be required depending on sheet width, span and applications.

Method 1

- // Construct timber framing and fix to frame.
- // Position fasteners at maximum 200mm centres at sheet edges, and at maximum 300mm centres in the body of the sheet where intermediate support framing is required for strength.
- // Butt edges of adjoining sheets at centreline of frame supports.

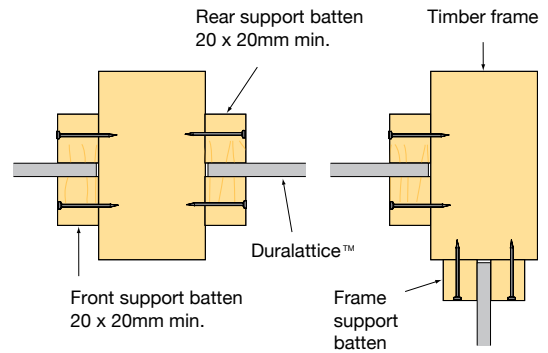


TIMBER FRAMING

Timber framing should comply with AS1684:2 – Residential Timber Framed construction and framing should be dry prior to fixing Duralattice™ and should have a max of 450mm centres.

Method 2

- // Construct framing to allow the lattice sheets to fit neatly between timber members.
- // Fix rear timber support battens to the framing.
- // Fix lattice sheet into the frame against rear battens.
- // Butt front batten firmly against the lattice and the frame. Fix the batten to the main support framing to lock the lattice in place.



FIXINGS

Fix Duralattice™ with galvanised flat head nails. Use 2.0mm x 30mm for softwoods or 2.0mm x 25mm for hardwoods.

Do not place fixings closer than 12mm from sheet edges or 50mm from sheet corners.

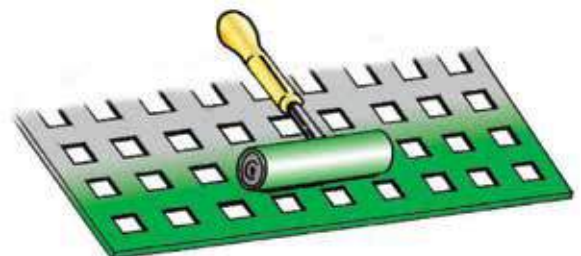
DECORATION

Duralattice™ should be finished with at least two coats of exterior grade paint.

Paint can be applied with a roller, brush or airless spray gun.

The surface must be clean and dry before application.

In all cases the paint manufacturer's instructions must be followed.



TO CONTACT
YOUR NEAREST
BGC STOCKIST,
PLEASE CALL:

ADELAIDE
71 FROST ROAD
SALISBURY SOUTH
SOUTH AUSTRALIA 5106
TELEPHONE 08 8250 4962
FACSIMILE 08 8258 2612

BRISBANE
53 ARGON STREET
CAROLE PARK
QUEENSLAND 4300
TELEPHONE 07 3271 1711
FACSIMILE 07 3271 1733

MELBOURNE
200 MAIDSTONE STREET
ALTONA
VICTORIA 3018
TELEPHONE 03 9392 9444
FACSIMILE 03 9392 9404

PERTH
121 BANNISTER ROAD
CANNING VALE
WESTERN AUSTRALIA 6155
TELEPHONE 08 9334 4900
FACSIMILE 08 9334 4749

SYDNEY
233 MILPERRA ROAD
BANKSTOWN
NEW SOUTH WALES 2200
TELEPHONE 02 9771 9660
FACSIMILE 02 9771 9870

TECHNICAL HELP LINE
1300 652 242

BGCINNOVADESIGN.COM.AU

**BGC FIBRE CEMENT IS A PROUD AUSTRALIAN OWNED
MANUFACTURER OF FIBRE CEMENT PRODUCTS.**

**BGC FIBRE CEMENT PROVIDES BUILDERS, DEVELOPERS
AND ARCHITECTS WITH A RANGE OF DESIGN ALTERNATIVES
AND INNOVATIVE PRODUCTS, SUCH AS:**

**EXTERIOR PRODUCTS AND APPLICATIONS
INNOVA RANGE OF PRODUCTS**

DURACOM™ / A compressed fibre cement
facade system.

DURAFLOOR™ / Is the ultimate flooring product
that can be used in both interior and exterior
applications.

**DURAGRID™ RESIDENTIAL & DURAGRID™
LIGHT COMMERCIAL** / A light weight facade
giving a modern and durable finish.

DURAGROOVE™ / A vertically grooved exterior
facade panel.

DURASCAPE™ / A lightweight exterior facade
base sheet with a subtle vertical shadow line.

NULINE™ PLUS / A weatherboard style
cladding system.

STONESHEET™ / Purpose designed substrate
for stone tile facade.

STRATUM™ / Is a trio of plank products, each of
which can be used as stand alone products or used
together to create a striking exterior cladding solution.

STRATUM™ ERA / A traditional, yet contemporary
as it is flat weatherboard.

**INTERIOR PRODUCTS AND APPLICATIONS
BGC FIBRE CEMENT RANGE OF PRODUCTS**

DURALUX™ PLUS / An interior lining board suitable
for ceilings and soffits.

DURALINER™ PLUS / An interior lining board,
this is the perfect substrate for tiles and is ideal
for wet areas.

CERAMIC TILE UNDERLAY / A substrate for
ceramic and slate floor tiles.

VINYL CORK FLOOR COVERINGS /
A substrate for vinyl floors.

**EXTERIOR PRODUCTS AND APPLICATIONS
BGC FIBRE CEMENT RANGE OF PRODUCTS**

DURASHEET™ / Ideal for the cladding of gables
and lining of eaves. Can also be used on commercial
soffits and cladding on non impact areas.

DURAPLANK™ / Available in Smooth, Woodgrain
and Rusticated finishes, Duraplank™ is ideal for
exterior cladding of upper storey conversions or
ground level extensions.

DURATEX™ / A base sheet used for textured
coatings on exterior wall applications.

DURALATTICE™ / Square or diamond patterned
lattice, suitable for screens, pergolas and fences.

COMPRESSED / Used for domestic, commercial
sheet for wet areas, flooring, partitions, exterior
decking, fascia and facade cladding.

DURALUX™ PLUS / Suitable for exterior
applications where it will be sheltered from
direct weather.

DURALINER™ PLUS / Suitable for exterior
applications where it will be sheltered from
direct weather.



Build it better with BGC



Fibre Cement

Safe working practices - Please wear a P1 or P2 mask and safety goggles (approved to AS/NZW1337 standards) whilst cutting
or installing Duralattice™. Duralattice™ can be safely handled during unloading or stacking without the use of these precautions.

Cleaning up - Always wet down your work area when cutting Duralattice™, to ensure that dust is managed.
Dispose of any vacuumed dust with care and using containment procedures.

Design by **The SHAPE Group** www.theshapegroup.com.au